

We find **the answers** from a **drop** of blood



The Most Cost-Effective Analyzer

CERA-STAT™ 2000

HbA1c + eAG

Glycohemoglobin


Estimated Average Glucose



Tiny drop of blood
using capillary tube



Immediate results
available within 7 sec.
(Total Assay Time : 3 min.)



High quality boronic acid
affinity principle



Model : CS 2000

- 1 Test
- 2 Results
HbA1c • eAG

CERAGEM  **MEDISYS**

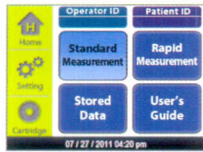
www.ceragemmedisys.com

© 2013 CERAGEM MEDISYS Inc.

CERA-STAT™ 2000

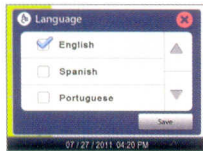
3.5" Full Color Touch Screen

High resolution GUI(graphic user interface)





Multi-Lingual Operation

English, Spanish, Chinese and Portuguese



Voice Guide & Instruction

Guide to procedures for accurate testing



Automatic Tray Loading

Built-in Thermal Printer

Easy management



USB, RS-232 Interface

External device connection



Barcode Reader



Specifications

Display and User Interface	Touch Screen(3.5inch)
Total Assay Time	Less Than 3 Minutes
Measurement Time	7 Seconds
Measuring Method	Optical Reflectance
Memory	300 Test Results
Unit	HbA1c: Either % or mmol/mol eAG: Either mg/dL or mmol/L
Operation Condition	Temp.: 15 ~ 35 °C / Humi.: 15 ~ 75 %
Printing Method	Direct Thermal Line Printing
Dimensions	178 x 195 x 75(mm)
Weight	730 g(Exclude Adapter)

Performance

- Methodology : Boronic Acid Affinity
- Sample Volume : Whole Blood, 5 μ l
- Measurement Range : HbA1c 3 ~ 15 %, eAG 39 ~ 384 mg/dL

Features

- Full Color Touch Screen
- Voice Guide & Instruction
- Operator & Patient ID
- Built-in Thermal Printer
- Multi-Lingual Operation
- USB-Interface

Contents



- CERA-STAT™ 2000 Analyzer
- R1 / Reagent
- R2 / Reagent
- Pipette tips
- Pipette 25 μ l
- Test device
- Capillary tube 5 μ l
- Capillary tube holder
- Lancet
- Lancing device
- Control Solution 1
- Control Solution 2
- Barcode Reader
- Printer Paper
- USB Cable

What is eAG?

Estimated Average Glucose (eAG) is a new way to understand how well you're managing your diabetes. How does it relate to A1c?
Using eAG may help you get a better idea of how well you are taking care of your diabetes. And that can help you and your health care provider know what changes you may need to make to be as healthy as possible.

References

Diabetes Care 33 (Suppl 1): S4-10. January 2010.
American Diabetes Association. "Standards of medical carein diabetes-2011". Clin. Chem. 2008 Aug;54 (8): 1379-85. 2008 Jun 6

HbA1c (%)	eAG (mg/dL)
5	97
6	126
7	154
8	183
9	212
10	240
11	269
12	298

Test Procedure



Blood sample preparation



Hemoglobin precipitation



Apply R1, R2 solution



Initiate automatic tray



Insert the cartridge



Read the result


1-Step Dropper (Optional)



Sampling



Mixing



Pushing

CERAGEM MEDISYS

www.ceragemmedisys.com

Contact us : sales@ceragemmedisys.com

TEL:+82-70-8894-2725 FAX:+82-41-551-0667